



# Bert Church High School Graduation Meeting

October 12, 2024



# Introductions

- Principal
  - Nicola Tysowski
- Assistant Principals
  - Dan New – Grade 12's Last Name A– I
  - Marie Cumberland – Grade 12's Last Name J – Q
  - Robert Makkreel – Grade 12's Last Name – R – Z
- School Counsellor for 10's & 12's
  - Suzanne Tiemstra
- Other Graduation Supports
  - Student Services Admin. Assistant– Mrs. McNevin
  - Grad Coordinators– Mr. Verhees & Mr. Ferguson
  - Office Support – Lisa Chadwick





# Objectives

- Ensuring you are in position to earn your High School Diploma
- Informing you of how we will celebrate your graduation



# Expectations

- Be registered in the necessary credits to fulfill your Diploma requirements
- Attend classes regularly and maintain a passing grade
- Marks must be above 50% as of mid-term in Semester 2 (April 19<sup>th</sup>)
- Students with more than 15 unexcused absences in a course must meet with administration prior to being approved for the ceremony list



# Graduation Requirements

English @ a 30 Level  
Social @ a 30 level  
Math @ a 20 level  
Science @ a 20 level  
CALM  
PE 10

10 cr of options at any level  
10 cr at a 30 level (other than  
Engl/SS)

Link to AB Education

[AlbertaHighSchoolDiploma  
Requirements](#)



## Sticking Points & Common Misunderstandings

Here's what it looks like on the Credential Checklist



ALBERTA HIGH SCHOOL DIPLOMA

In Progress

Alberta High School Diploma: English

Not Achieved

All the listed requirements must be completed to achieve the credential:

### Requirements Forecasted to be Completed

100 Credits Awarded 100 or more credits are required.	83 credits awarded
30 Level English Language Arts Credit in a 30 level English Language Arts course is required.	No credits awarded for a relevant course.
30 Level Social Studies Credit in a 30 level Social Studies course is required.	No credits awarded for a relevant course.
Additional 30 Level Course(s) 10 credits in eligible additional 30 level courses are required.	6 credits awarded

The student is currently registered in the following courses:

Course Code	Course Name	Credits
ELA3105	English Language Arts 30-1	5
GER3315	German Language and Culture 3Y 30	5
MAT3792	Mathematics 30-2	5
SCN3230	Biology 30	5
SST3771	Social Studies 30-1	5

### Requirements Completed

✓ 20 Level Mathematics Credit in a 20 level Mathematics course is required.	5 credits awarded
✓ 20 Level Science Credit in a 20 level Science course is required.	5 credits awarded
✓ 10 Level Physical Education 3 credits in Physical Education 10 are required.	3 credits awarded
✓ Career And Life Management 3 credits in Career and Life Management are required.	3 credits awarded
✓ Additional Credit 10 credits in any combination of eligible courses are required.	32 credits awarded

✓ Has Alberta School Mark At least 5 credits in eligible courses through an Alberta accredited institution are required.	The student has been awarded 6 credits through work completed in Alberta for 30 level course(s)
---	---

# Administrator/Counsellor Check Ins

1st We have already completed the first basic round of checking requirements for HS Diploma based on PowerSchool list of courses.

2nd We will check again after Semester 1 marks are in. If less credits were achieved than anticipated, changes will need to be made to Semester 2 and clearly communicated.

3rd. We will check a third time at the end of Quarter 3 (April 12th) to ensure all classes are passing for the final Grad Ceremony list on **May 16<sup>th</sup>**

- If there are changes other than those times because life happens . .  
Please connect with the correct Admin and/or Counsellor Ms Tiemstra



# myPass Credential Print Out with Parent Signature

## Step 1 – Sign in using your Education Account **(not school email)**

myPass is an Alberta Education self-service website for students to:

- ✓ Order high school transcripts in English and French
- ✓ View diploma exam marks
- ✓ Register to write or rewrite diploma exams with online payment
- ✓ View and print Detailed Academic Reports (DAR)
- ✓ View progress towards a credential (diploma or certificate)
- ✓ Order additional copies of an awarded credential in English or French
- ✓ Receive notifications for important messages

**PARENTS:** you may use myPass to support the student and to notify the Minister of a home education program not supervised by a school authority

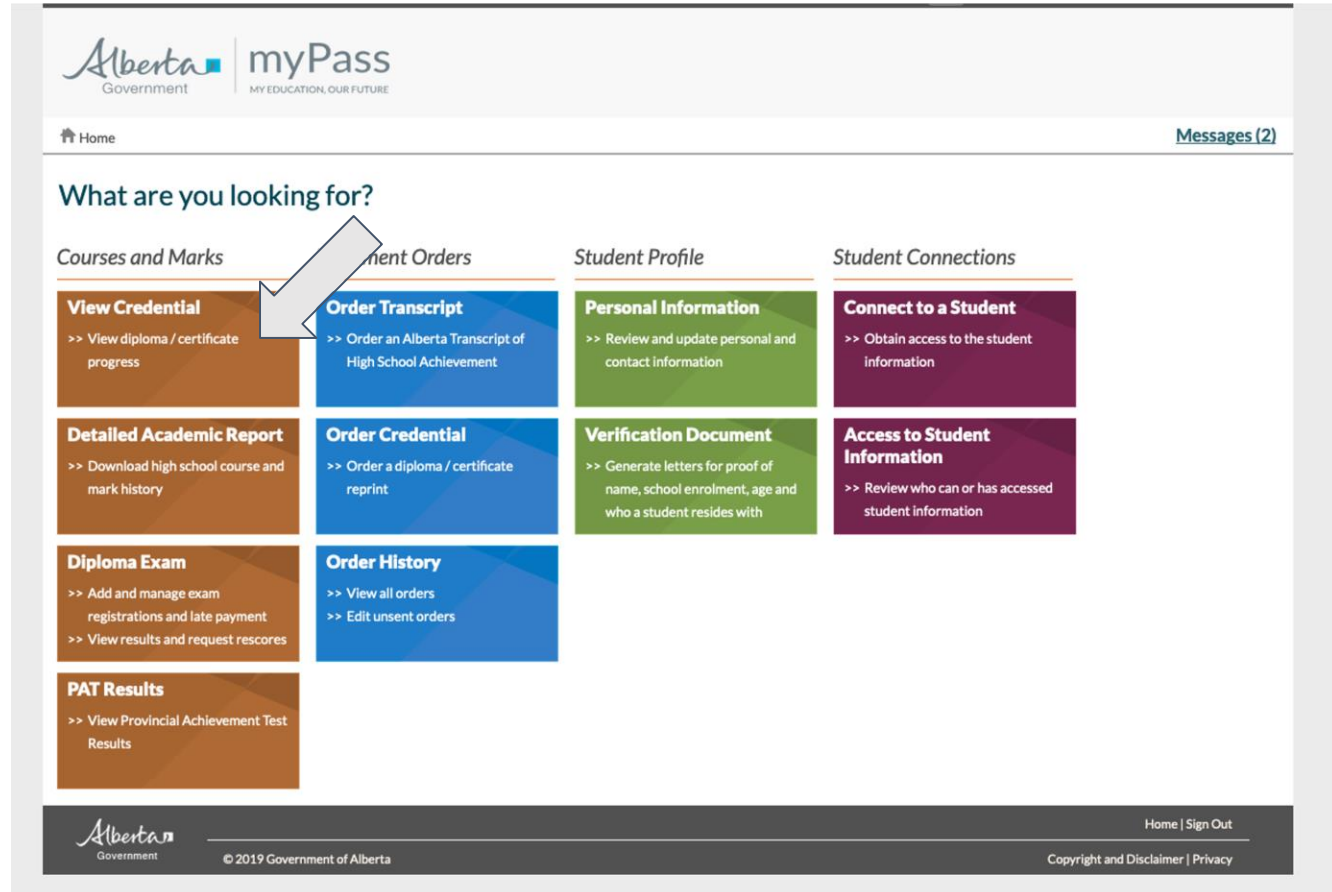
Sign in with Education Account >>

How do I sign up?



# Parent Signed myPass Credential Print Out

- **Step 2: Click View Credential**



The screenshot shows the myPass parent portal interface. At the top, the Alberta Government logo and 'myPass MY EDUCATION, OUR FUTURE' are displayed. Below the header, there's a navigation bar with 'Home' and 'Messages (2)'. The main content area is titled 'What are you looking for?' and is divided into four columns: 'Courses and Marks', 'Document Orders', 'Student Profile', and 'Student Connections'. Each column contains several buttons with sub-links. A large grey arrow points to the 'View Credential' button in the 'Courses and Marks' column.

Courses and Marks	Document Orders	Student Profile	Student Connections
<b>View Credential</b> >> View diploma / certificate progress	<b>Order Transcript</b> >> Order an Alberta Transcript of High School Achievement	<b>Personal Information</b> >> Review and update personal and contact information	<b>Connect to a Student</b> >> Obtain access to the student information
<b>Detailed Academic Report</b> >> Download high school course and mark history	<b>Order Credential</b> >> Order a diploma / certificate reprint	<b>Verification Document</b> >> Generate letters for proof of name, school enrolment, age and who a student resides with	<b>Access to Student Information</b> >> Review who can or has accessed student information
<b>Diploma Exam</b> >> Add and manage exam registrations and late payment >> View results and request rescors	<b>Order History</b> >> View all orders >> Edit unsent orders		
<b>PAT Results</b> >> View Provincial Achievement Test Results			

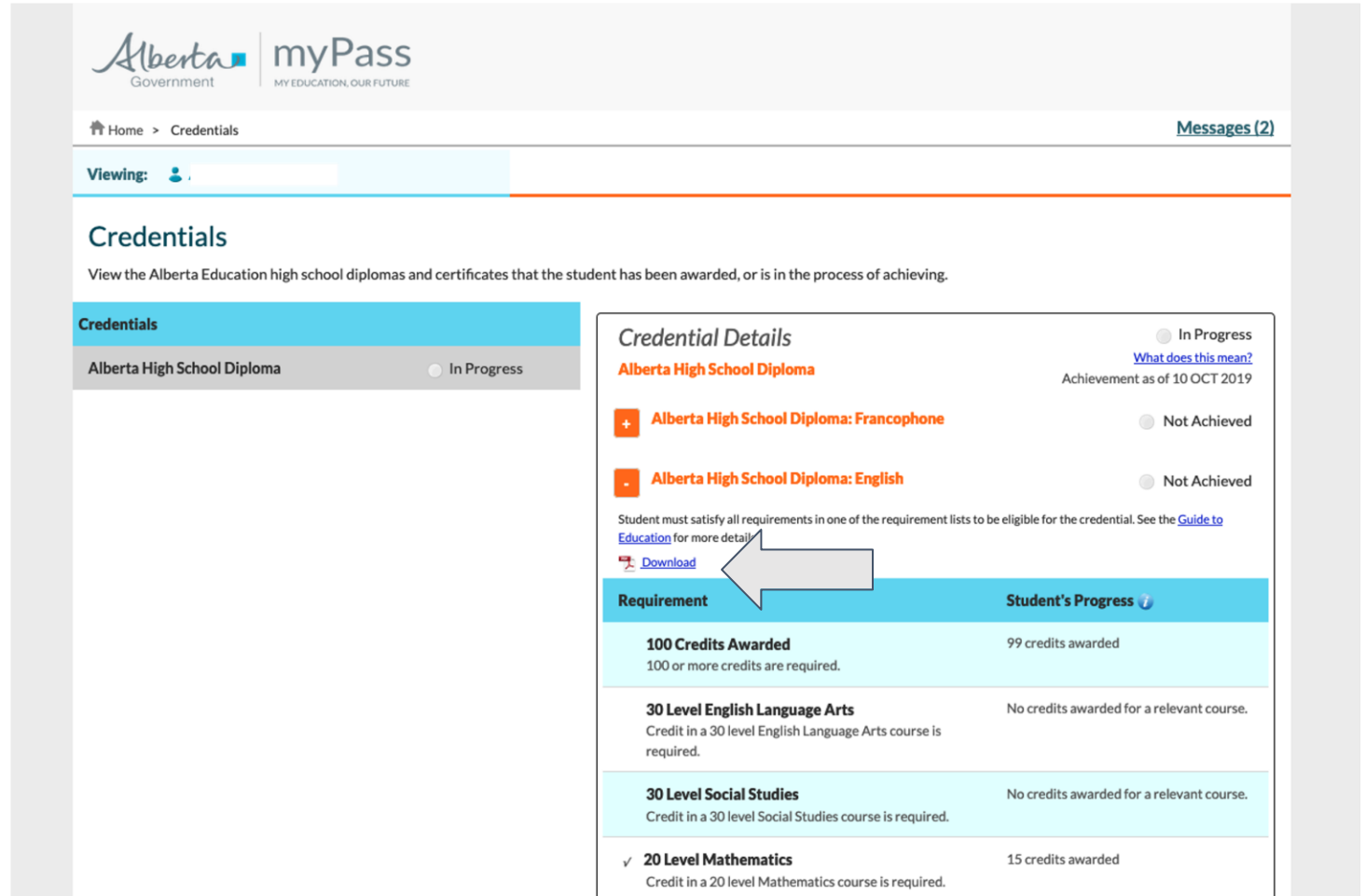
At the bottom, there's a footer with the Alberta Government logo, '© 2019 Government of Alberta', and links for 'Home | Sign Out' and 'Copyright and Disclaimer | Privacy'.





# Parent Signed myPass Credential Print Out

- **Step 3: Check your list of remaining courses needed and verify with your PowerSchool list of courses registered, then download, and print the credential**



Alberta Government | myPass  
MY EDUCATION, OUR FUTURE

Home > Credentials Messages (2)

Viewing: [User Icon]

### Credentials

View the Alberta Education high school diplomas and certificates that the student has been awarded, or is in the process of achieving.

Credentials	
Alberta High School Diploma	<input type="radio"/> In Progress

#### Credential Details

☐ In Progress [What does this mean?](#)  
Achievement as of 10 OCT 2019

☒ **Alberta High School Diploma: Francophone** ☐ Not Achieved

☒ **Alberta High School Diploma: English** ☐ Not Achieved

Student must satisfy all requirements in one of the requirement lists to be eligible for the credential. See the [Guide to Education](#) for more detail.

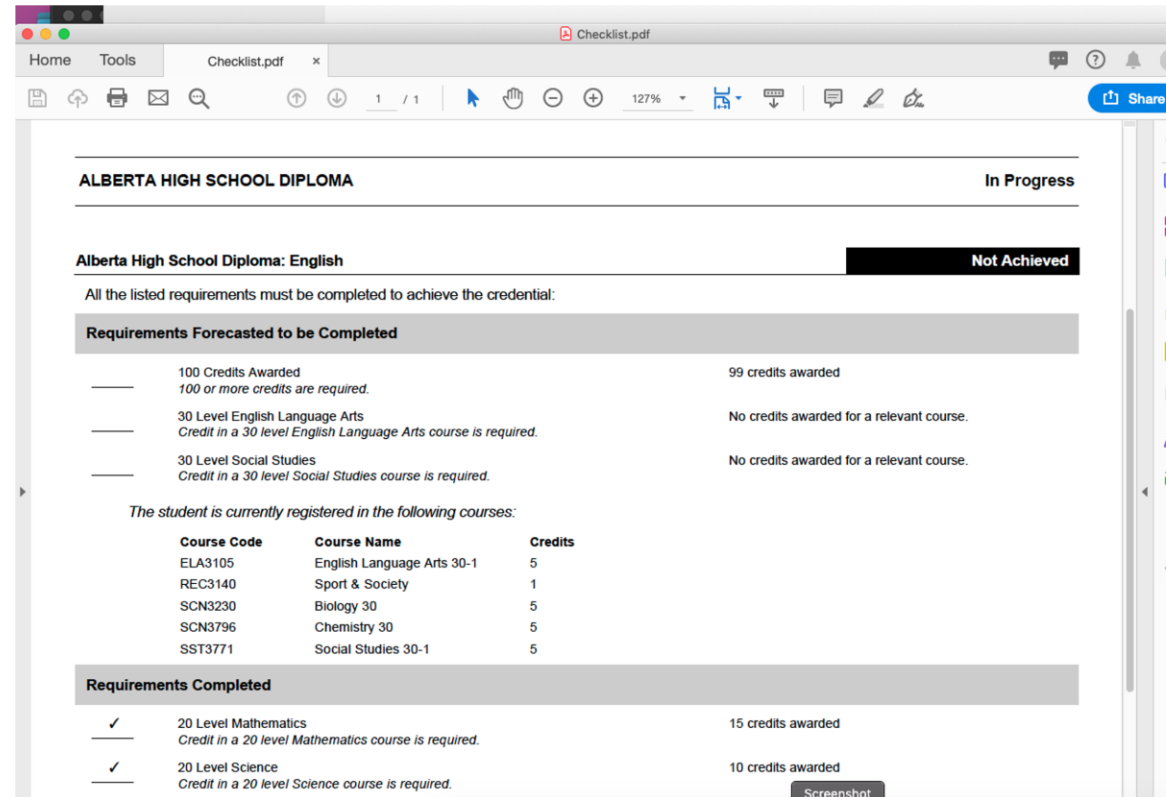
[Download](#)

Requirement	Student's Progress
<b>100 Credits Awarded</b> 100 or more credits are required.	99 credits awarded
<b>30 Level English Language Arts</b> Credit in a 30 level English Language Arts course is required.	No credits awarded for a relevant course.
<b>30 Level Social Studies</b> Credit in a 30 level Social Studies course is required.	No credits awarded for a relevant course.
✓ <b>20 Level Mathematics</b> Credit in a 20 level Mathematics course is required.	15 credits awarded



# Parent Signed myPass Credential Print Out

- **Step 4: Parent signs on the printed credential page and student turns it into Student Services by **October 20th****



The screenshot shows a PDF document titled "Checklist.pdf" in a viewer window. The document is the "ALBERTA HIGH SCHOOL DIPLOMA" checklist, marked as "In Progress". It details requirements for the English diploma, which is currently "Not Achieved". The checklist is divided into "Requirements Forecasted to be Completed" and "Requirements Completed".

**ALBERTA HIGH SCHOOL DIPLOMA** In Progress

**Alberta High School Diploma: English** Not Achieved

All the listed requirements must be completed to achieve the credential:

**Requirements Forecasted to be Completed**

_____ 100 Credits Awarded <i>100 or more credits are required.</i>	99 credits awarded
_____ 30 Level English Language Arts <i>Credit in a 30 level English Language Arts course is required.</i>	No credits awarded for a relevant course.
_____ 30 Level Social Studies <i>Credit in a 30 level Social Studies course is required.</i>	No credits awarded for a relevant course.

*The student is currently registered in the following courses:*

Course Code	Course Name	Credits
ELA3105	English Language Arts 30-1	5
REC3140	Sport & Society	1
SCN3230	Biology 30	5
SCN3796	Chemistry 30	5
SST3771	Social Studies 30-1	5

**Requirements Completed**

✓ _____ 20 Level Mathematics <i>Credit in a 20 level Mathematics course is required.</i>	15 credits awarded
✓ _____ 20 Level Science <i>Credit in a 20 level Science course is required.</i>	10 credits awarded

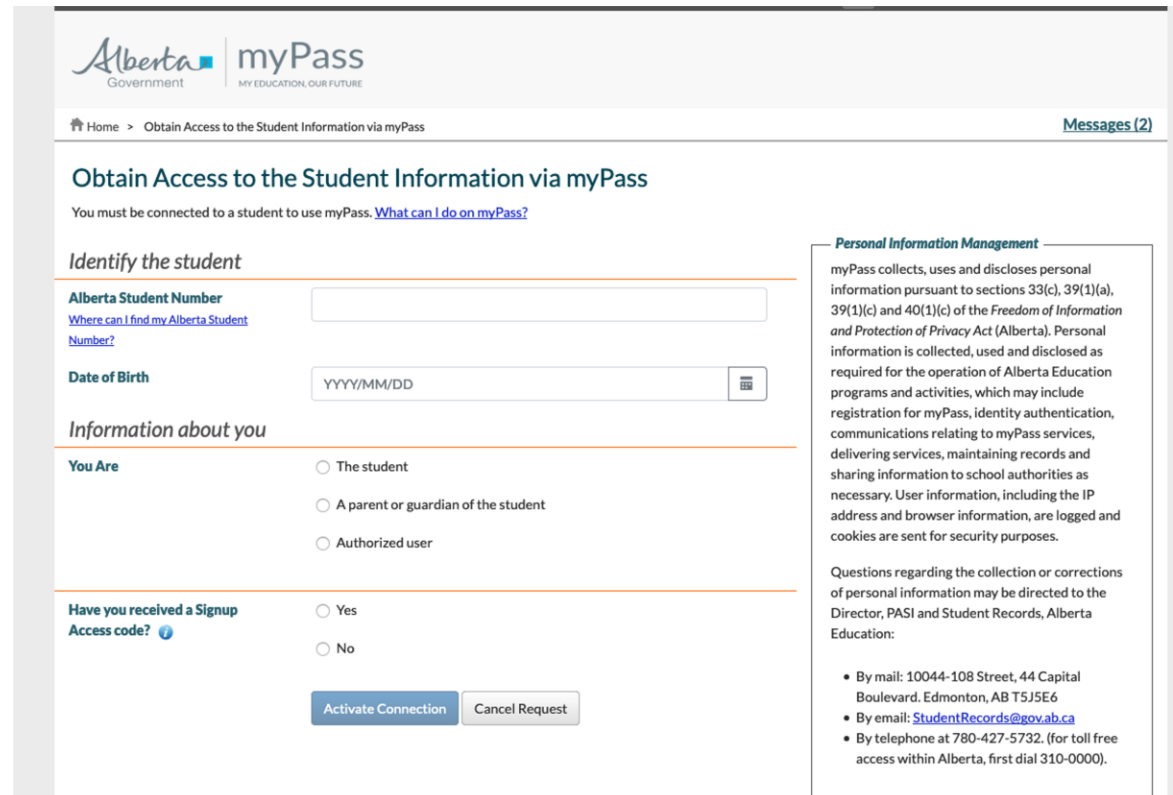
Screenshot





# Parent Signed myPass Credential Print Out

- Parents can link to student account until the student turns 18. At that point, parents are automatically disconnected.



The screenshot shows the 'Obtain Access to the Student Information via myPass' page on the Alberta Government myPass portal. The page includes a header with the Alberta Government logo and myPass branding. A breadcrumb trail shows 'Home > Obtain Access to the Student Information via myPass'. A 'Messages (2)' link is in the top right. The main heading is 'Obtain Access to the Student Information via myPass', followed by a note that the user must be connected to a student and a link to 'What can I do on myPass?'. The form is divided into sections: 'Identify the student' with fields for 'Alberta Student Number' (with a link 'Where can I find my Alberta Student Number?') and 'Date of Birth' (with a date picker); 'Information about you' with radio buttons for 'You Are' (The student, A parent or guardian of the student, Authorized user); and 'Have you received a Signup Access code?' with radio buttons for 'Yes' and 'No'. At the bottom are 'Activate Connection' and 'Cancel Request' buttons. A 'Personal Information Management' sidebar on the right explains data collection and provides contact information for questions.

Alberta Government | myPass  
MY EDUCATION. OUR FUTURE

Home > Obtain Access to the Student Information via myPass Messages (2)

### Obtain Access to the Student Information via myPass

You must be connected to a student to use myPass. [What can I do on myPass?](#)

#### Identify the student

**Alberta Student Number**  
[Where can I find my Alberta Student Number?](#)

**Date of Birth**  
YYYY/MM/DD

#### Information about you

**You Are**

☐ The student

☐ A parent or guardian of the student

☐ Authorized user

**Have you received a Signup Access code?**

☐ Yes

☐ No

[Activate Connection](#) [Cancel Request](#)

#### Personal Information Management

myPass collects, uses and discloses personal information pursuant to sections 33(c), 39(1)(a), 39(1)(c) and 40(1)(c) of the *Freedom of Information and Protection of Privacy Act* (Alberta). Personal information is collected, used and disclosed as required for the operation of Alberta Education programs and activities, which may include registration for myPass, identity authentication, communications relating to myPass services, delivering services, maintaining records and sharing information to school authorities as necessary. User information, including the IP address and browser information, are logged and cookies are sent for security purposes.

Questions regarding the collection or corrections of personal information may be directed to the Director, PASI and Student Records, Alberta Education:

- By mail: 10044-108 Street, 44 Capital Boulevard, Edmonton, AB T5J5E6
- By email: [StudentRecords@gov.ab.ca](mailto:StudentRecords@gov.ab.ca)
- By telephone at 780-427-5732. (for toll free access within Alberta, first dial 310-0000).



# Graduation Ceremony

- Friday, May 24<sup>th</sup>, 6:00 PM, Genesis Place. Doors will open at 5:00 PM
  - Ceremonial tickets will be given out as a memento
  - Each graduate will be given four guest tickets initially with numbers reviewed after the first round (we must not exceed capacity limits)







# Valedictorian

- The Valedictorian has the honor of giving a speech at the graduation ceremony. This speech shares common memories, realities of graduation, and future aspirations of the Class of 2024.
  - The Valedictorian is selected through a 3-step process which has its foundation as excellence in academic achievement.
  - Shortlist application packages will be given out **April 26<sup>th</sup>**.
  - See the graduation handbook for more details

## Honor Cords & Honorable Mention worn at the Ceremony

- Marks are computer calculated using the notes and guidelines in the graduation handbook
- Students receiving honors or honorable mention cords will have their academic recognition announced as they walk the stage, noted in the program, and receive honor cord (s) to acknowledge their hard work.





# Graduation Banquet Committee

This will be a parent run event and we need your help!

Save the Date: Saturday, May 25th, 2024, at the Westin Hotel at the Airport.

How can you help to lower the costs of a ticket?

- Fundraising- share with friends and family, we currently have Purdy's chocolates on the go.
- Drop your bottles off at Hometown Bottle" Depot and mention "Bert Church Grad 2024 to have your money donated to the committee.



**Own a business or know someone that can provide corporate sponsorship? Every little bit helps to keep banquet ticket costs as low as possible.**

**Students and parents can have their voice heard by scanning our QR code and filling out our short survey.**

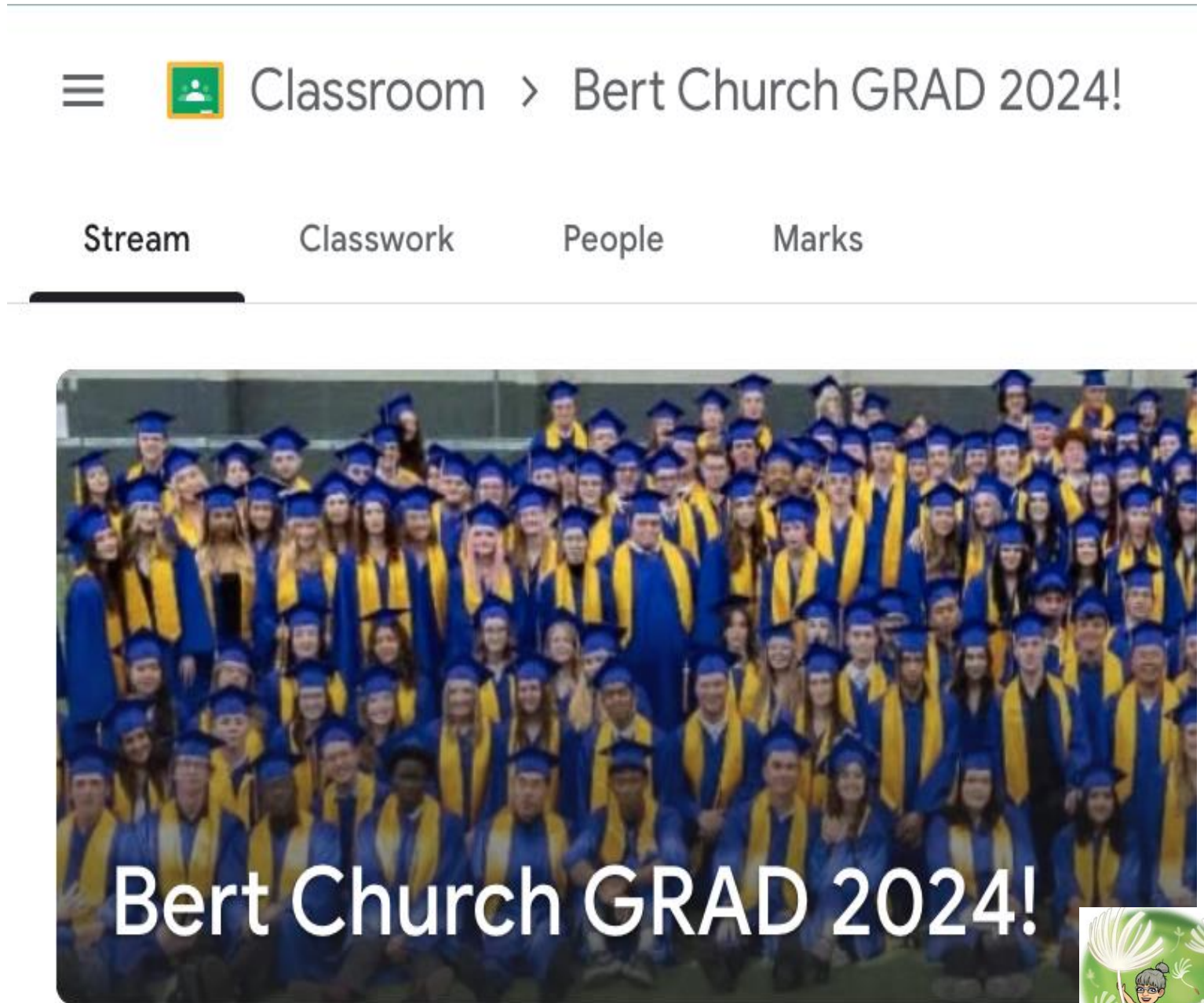
**Follow us on Facebook: BCHS Grad2024 or Instagram: bchs\_grad2024 with up-to-date information**

**Next Committee meeting is Monday, October 23 - 5:30 PM @ Bert Church School in the conference room. Everyone is welcome!**

**How to contact us: [bchsgrad2024@gmail.com](mailto:bchsgrad2024@gmail.com)**



- All eligible graduates of 2024 have received an invite to the Google Classroom. It is crucial to stay connected to the Classroom in order to:
  - Receive surveys to choose recessional songs, processional/recessional teacher, baby photos, graduation gown measurements, etc...
  - Vote on anything grad related
  - Receive reminders and documents
  - Know what Lunch N Learns are offered and when Post Secondary Schools are visiting
  - **18 people left who have not accepted invitation!**





# Grade 12 Tuesdays at a Glance

- Sept. 26th Lunch N Learn Topic: How to set up Apply AB for Post Sec
- Oct. 12th - Grad and Parent Meeting
- Oct. 17th - Lunch N Learn Topic: Post Secondary 101 - this is for students not ready to apply yet and need to know how to research different schools or programs.
- Oct. 18th - AB Post Secondary Event (28 Universities and Colleges) 6-8:30pm in the Gym [HERE](#)
- Oct. 24th - Lunch N Learn Topic: Admission Cycle and how conditional acceptance works
- Oct. 25th - Out Of Province Post Secondary Event - @ Henry Wisewood School in Calgary **9-10:30 AM**
- **Oct. 26th** - I am thinking of hosting a **Parent Night** during Teacher Interviews in the Learning Commons where I can go over the Lunch N' Learn material for parents. This would be aimed at parents to are very confused by all things post secondary because they haven't attended themselves or did so in another Province or Country. (please send Ms Tiemstra an email if you are interested in attending)
- Nov. 7th Lunch N Learn Topic: Apprenticeship/ Trades
- Nov. 14th Lunch N Learn Topic: Scholarships 101
- Nov/Dec Tuesdays: U of A, U of C, SAIT
- Feb/March Tuesdays: MRU, Leth College, Bow Valley College, etc





## • Graduation Portraits

- Prestige Photography (LifeTouch Canada)
- Sign Up: **December 4th**
- Photos: **January 8th – 12th (Part A of Engl and SS this week)**
  - Each graduate will have a photo taken for Yearbook & Wall Composite at **no cost**
  - For a full sitting, graduates must bring \$40.00 (cash or cheque)
  - For casual photos, appropriate props may be brought in
  - Complimentary handshake photo with the Principal at the ceremony

## • Jewelry

- <http://www.jostens.com/apps/store/customer/1114800/Bert-Church-High-School/>
- Questions regarding jewelry can be directed to the Josten's representative, Sean Kelly: 403 252 1174 or [sean.kelly@jostens.com](mailto:sean.kelly@jostens.com)

## • Clothing

- BCBS has set up an online store for school merchandise at the following link
- [https://stores.freshbrandgear.com/bert\\_church\\_high\\_school/shop/home](https://stores.freshbrandgear.com/bert_church_high_school/shop/home)

## CLASS JEWELRY FOR EVERY STYLE

You'll find the right fit in our class jewelry collection - from custom rings to bracelets and beyond.

If eligible, choose a Jostens Payment Plan at checkout and split your purchase by 3, 4 or 12 payments. **Payments as low as \$37.50.** (Minimum purchase required. [View Eligibility Guidelines and Terms](#))

BCBS CLASS OF 2024

GRAD HOODIES - PERSONALIZATION AVAILABLE



**BERT CHURCH  
HIGH SCHOOL**



CLASS of 2024 GRAD HOODIES - PREMIUM  
HOODED SWEATSHIRT

# Bert Church HS - Class of 2024 – Memories For a Lifetime!



We have Varsity Jackets too!



## Order Days:

1. Thursday, October 12 before & after the Grad Meeting
2. Friday, October 20 from 10:45 to 12:00  
(get your finger sized, ask questions, try on rings, place your order)

What My Ring Means!

Design Your Jewelry @ [www.jostens.com](http://www.jostens.com) &  
Pick Up a Catalogue in the Office or Learning Commons



Order Your Jewelry Before October 29 & Receive A Free Hoodie or  
Save \$40.00 On Your Order with Discount Code SENIORGIFT40CAD  
(excludes Basic Option (P rings) & Senior Jewelry)

Interested in Class of 2024 clothing & swag?

Sean & Denise Kelly - 403.252.1774 - [scan.kelly@jostens.com](mailto:scan.kelly@jostens.com)





# Next Steps



Ensure you are connected to myPass and bring your signed myPass form to Student Services by Oct. 20th



Confirm you are on the Grad 2023 Google Classroom page so you don't miss anything



Keep working hard in your classes and attending school regularly



Enjoy your last year of high school